





AFFINITY DIAGRAM

During brainstorming ideas, opinions and issues are identified by the team. The Affinity Diagram is then used to organise and group these based on their natural relationships.

1



2



3

